


Enter

ics,

Accept the License agreement.



Insert the first component.









Insert a new spur gear and change the number of teeth to 16 before accepting the new component.





Click the Zoom to Fit button on the tool bar.



To switch between components either select another component from the drop down list or double click on a component name in the assembly tree.



